



Small Deeds, Big Difference: KS2 Lesson Plans

Lesson 1: Love for one another

Lesson Objectives:

- To understand what happened at the Anointing at Bethany.
- To explain why this was such a special act.
- To reflect on how we can show love for others.

Resources

PowerPoint; perfume scented object e.g. lavender, essential oils (optional); A4 coloured paper/card for heart templates (one piece of A4 per pupil) or templates on p.4.

Starter

Option 1: Prepare a perfumed scent e.g. lavender, scented oils. Ask pupils to close their eyes (if they feel comfortable) and pass around the scent. How would they describe the scent? How did it make them feel? Explain how perfumed oil features in today's lesson.

Option 2: Class Discussion 'How do you show love and respect for other people?' Gather ideas on the board.

Scripture

Read Matthew 26:6–13. Ask comprehension questions:

- What did the woman do?
- How did the disciples react?
- What is about to happen to Jesus?
- What did Jesus say about her actions?

Pope Leo's Reflections

Read Pope Leo's reflections on the story. Discussion: Why was this a special gesture of love and respect?

Activity

Freeze-Frame Drama

Activity:

- Split into small groups (four or five pupils per group).
- Assign characters: Jesus, the woman, the disciples.
- Create a freeze-frame for each key moment (the woman anointing Jesus, disciples complaining, Jesus speaking up for her).
- Unfreeze and let one or two children speak the thoughts of their character ("thought-tracking").

Discussion:

Why did Jesus say her action would always be remembered? How can we show love like that today?

Plenary

Each pupil cuts out three hearts using one piece of coloured A4 paper/card. On one of their hearts, pupils write down one way they can show love for others. Use images on the board as prompts (speak to/play with someone who is on their own at



lunch, help with household chores, pick up litter in school/the local area, write a thank you card to show someone you appreciate them).

Lesson 2: Helping those in need

Lesson Objectives:

- To understand what happened in the Parable of the Good Samaritan.
- To explain what it means to be a Good Samaritan.
- To reflect on how we can help those in need.

Resources

PowerPoint, Video animation <https://www.youtube.com/watch?v=OD-bTuVk2Tw>, comic strip template (p.5 or pupils can create their own), heart templates (prepared in lesson 1).

Starter

Class Discussion: 'What does it mean to be a good neighbour?' Gather ideas on the board.

Scripture

Show the video animation of the Parable of the Good Samaritan and/or read the scripture. Pause to discuss:

- Who walked past the injured man?
- Who stopped to help?
- How do you think the injured man felt?
- Why was it surprising that the Samaritan helped?
- What is Jesus calling us to do in the Parable of the Good Samaritan?

Pope Leo's Reflections

Read Pope Leo's reflections on the story. Discussion: What does Pope Leo say we should learn from the Good Samaritan?

Activity

Comic Strip

Activity:

- Use the comic strip template or create their own comic strip grid.
- Draw a picture for each key moment.
- Write a brief description of what is happening in the space below each picture.

Discussion: How have you been a Good Samaritan this week? What could you do next week to be a Good Samaritan?

Plenary

On one of the remaining hearts, pupils write down one way they can help those in need. Use images on the board as prompts (donate used clothes/toys to a charity shop, write a



greetings card to send to someone who is lonely, offer to help elderly neighbours struggling with household chores).

Lesson 3: Faith in Action

Lesson Objectives:

- To understand what Jesus is saying in The Last Judgement.
- To explain why we need to put our faith into action.
- To reflect on how we can put our faith into action.

Resources

PowerPoint, Plain paper for posters, heart templates (prepared in lesson 1).

Starter

Class Discussion: What have we learnt from the Anointing at Bethany and The Good Samaritan?

Scripture

Read Matthew 25:35–40. Discussion: What is Jesus saying?

Explain that Jesus is teaching that when we help others, it's as though we are helping Him.

Pope Leo's Reflections

Read Pope Leo's reflections on the passage. Discussion: What does Pope Leo say about faith?

Activity

Catholic Children's Society Posters

Read through the Catholic Children's Society PPT slides and/or ask pupils to research the work of the Catholic Children's Society via their website www.cathchild.org.uk


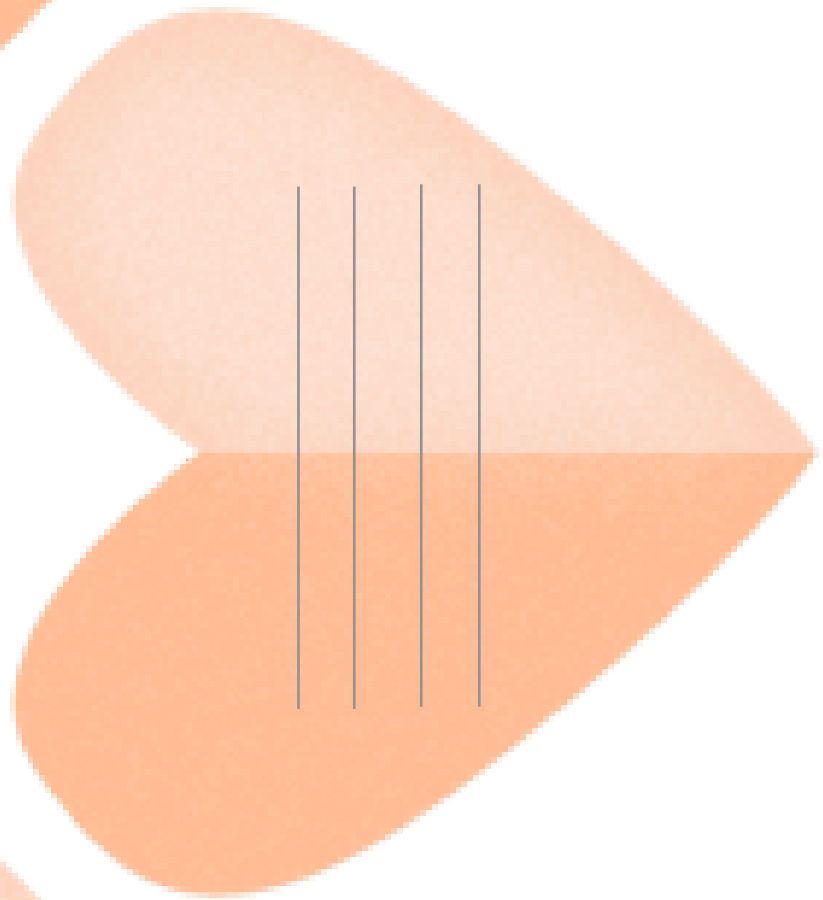

Activity:

- Design a Catholic Children's Society poster to show to your friends and family.
- Use images and/or text to explain how the Catholic Children's Society helps those in need.

Plenary

On their third heart, pupils write down how they are going to help the Catholic Children's Society this Lent? How will they put their faith into action?

Classroom/school display: Create a display of all the hearts in your class or across your school, to show how, when combined, small deeds can make a big difference.





Links with Catholic Social Teaching

Through scripture, reflection and purposeful activities, pupils are encouraged to recognise the **dignity of every person** and their responsibility to act with love and compassion. The Anointing at Bethany and the Parable of the Good Samaritan enable pupils to understand **solidarity** and the **preferential option for the poor** in an age-appropriate way, while Matthew 25 challenges them to put **faith into action**. Engagement with the work of the Catholic Children's Society demonstrates how pupils live out the Gospel call to serve the **common good**. As a result, pupils are growing in their understanding that faith is not only taught but lived, evidenced through concrete acts of service, generosity and care for others.

Links with the RECD To Know You More Clearly

Lessons support the RECD's aim of forming pupils in knowledge, understanding and lived response to the Catholic faith. Through engagement with Scripture (the Anointing at Bethany, the Good Samaritan and the Last Judgement), pupils encounter Jesus Christ as the model of love, compassion and service. In line with the RECD's emphasis on revelation, discipleship and Christian living, pupils are guided to reflect on the meaning of these Gospel texts and to make explicit links between belief and action. There is a focus on Lent as a time of reflection, encouraging pupils to grow in virtue, recognise their responsibility to love their neighbour and respond through concrete acts of mercy and service. Opportunities for discussion, reflection and creative response ensure that learning moves beyond knowledge acquisition towards personal and communal transformation, fulfilling the RECD's vision of religious education as formation for life in Christ and service to others.